

Superior  
technology.  
Ultimate  
comfort.



That's the **Daikin difference**

# You'll feel the difference with a Daikin

## WE SPECIALISE IN COMFORT

Daikin are air conditioning specialists. Our focus is on bringing climate-controlled comfort to places where people live, work, meet and relax.

As a world leader in air conditioning and the largest manufacturer of air conditioners in Japan, Daikin can be trusted to control the temperature, airflow and air quality in a broad range of environments. From homes to high rises, from hospitals to hotels, Daikin has an air conditioning solution that provides superior comfort.



With operations around the globe, Daikin has invested more than 80 years and billions of dollars in research and development in the fields of mechanics, electronics and chemistry to produce air conditioning products that are energy efficient, quiet, simple to use and reliable.

Founded in 1969, Daikin Australia has installed air conditioners into countless homes across Australia and New Zealand. Daikin systems can also be found in thousands of commercial developments and community projects.

## CONTENTS

Daikin Difference	2
Daikin i-text	3
Daikin Technology	4-5
Inverter Ducted models	6-11
Non-Inverter Ducted models	12-14
Daikin Solutions	15
Controlled comfort at your fingertips	17

## PRODUCT

### INVERTER DUCTED MODELS

FDXS25CVMA	FBQ50BV1A	FDYQ100MV1R	FDYQ180MV1R
RXS25EVMA	RXS50FVMA	RZQ100PV4A	RZQ7PY1
FDXS35CVMA	FBQ60BV1A	FDYQ125MV1R	FDYQ200MV1R
RXS35EVMA	RXS60FVMA	RZQ125PV4A	RZQ8PY1
FDXS50CVMA	FBQ71BV1A	FDYQ160MV1R	FDYQ250MV1R
RXS50FVMA	RXS71FVMA	RZQ160PV4A	RZYQ10PY1
FDXS60CVMA	FDYP71DLV1R	(Page 10)	(Page 11)
RXS60FVMA	RZP71DV1		
(Page 7)	(Page 9)		

### NON-INVERTER DUCTED MODELS

FDY71LV1R	FDY125LV1R
RY71LUV1S	RY125LUY1
RY71LUY1	FDY160LV1R
FDY100LV1R	RY160LUY1
RY100LUY1	FDY200LV1R
RY100LUV1S	RY200KUY1
(Page 13)	FDY250LV1R
	RY250KUY1
	(Page 14)



## DEDICATED TO MAKING A DIFFERENCE

Like us, our Dealers are specialists and will devote time and effort to ensure you choose the right air conditioner for your individual needs.

This is critically important. Having an air conditioner that is too small for the job means you will be short on comfort; buying a model that is too large for your space means big energy bills; your Daikin Dealer will recommend a size that is just right.

As well as great advice your Daikin Specialist will give you a great price, covering the cost of the air conditioner and installation. They will also show you how to operate the unit so that you get maximum comfort from your investment.

## Daikin i-text **Control your air conditioner from your mobile phone when you're out and about.**

Be in control wherever you go. Come home to a perfectly comfortable temperature simply by using your mobile phone. i-text is the latest advance in Daikin technology that allows you to switch your air conditioning "on" or "off", select your ideal temperature or check current settings, all via text message. For peace of mind it texts you back to confirm your instructions have been carried out.

Daikin i-text can be easily and quickly installed to new and most existing air conditioning systems by your Daikin Specialist.



### **Keeping an eye on your air conditioner from a distance**

Keep an eye on your Daikin's settings while you're out and about. This is especially convenient if there is someone in your house who is unsure how to operate your Daikin or if you've forgotten whether you've left it on or off.

### **Arriving home to a comfortable temperature**

Whether it's summer or winter, you can always walk into your home and know the temperature will be just as you want it. Send a text message from your mobile and your Daikin will respond instantly.

### **Instant notification if anything goes wrong\***

In the unlikely event of a malfunction occurring while you're out, a message will be sent to your mobile displaying an error code. This will allow you to have the problem diagnosed and rectified much quicker.

\*Subject to GSM coverage. Sim Card required.

# Daikin's Energy Saving Comfort



A Daikin ducted system can provide total air conditioned comfort throughout your new or existing home. The indoor unit is usually located in the ceiling or under the floor, with flexible ductwork distributing conditioned air through vents located in chosen areas throughout the house, and the compressor is installed outside the home.

Daikin ducted systems offer great flexibility allowing operation in two or more zones. This means you can operate your air conditioning system only in the living area during the day, and only in the bedrooms at night, saving you money on energy costs.



## DAIKIN'S INVERTER DIFFERENCE

Daikin Inverter air conditioners are more powerful yet they are also more energy efficient than conventional, non-inverter models. Conventional air conditioners operate at a fixed speed, delivering a fixed amount of cooling and heating. While trying to maintain a set temperature they operate on a 'stop/start' principle.

A Daikin Inverter has a more advanced technology that operates differently. It works like the accelerator of a car, gently increasing or decreasing power. It reaches the desired temperature quicker and steadily maintains it without wild fluctuations. That means uninterrupted comfort and significant energy savings.



# Inverter Technology

## AWARDED ENERGY SAVINGS

Daikin Inverter air conditioners are extra efficient and use considerably less energy than non-inverter, conventional units. Daikin's advanced technology is incorporated into a number of the Inverter Ducted's components resulting in significantly lower energy costs.

Daikin received the Japanese Electric Science and Promotion Prize for its innovative design. More powerful Neodymium magnets in the **Reluctance DC Compressor** help generate more power using less energy. Outstanding energy savings are achieved, particularly when operating in the lower speed zone.

## ENERGY SAVING DESIGN

Daikin's advanced compressor designs have achieved further energy savings in both the **Swing Compressor** (71 class) and the latest **Scroll Compressor** (100, 125, & 160 class). The Swing Compressor eliminates friction and leakage of refrigerant while the Daikin Scroll Compressor has been redesigned to provide even greater efficiencies than conventional scroll compressors.

Optimum efficiency is achieved with Daikin's **Heat Divide Type Heat Exchanger** by widening the area of heat exchanging. The coil structure together with the properties of the R410A refrigerant are improved and the heat transfer efficiency enhanced.

## SOUND EFFICIENT

The Daikin Inverter Outdoor Ducted units benefit from significant advances in technology making quiet operation possible. **DC Sine-Wave Inverter** smoothes the motor rotation resulting in a definite reduction in noise, and much greater energy efficiency.

### Hybrid Aerofoil Fan. High-Flared Bell Mouth. Super Aero Grille.

A recently designed fan, with an improved air flow analysis technique developed by NASA, plus other advanced features, provides smoother and quieter air flow while at the same time offering a greater reduction in power consumption.

In **Night Quiet** mode, the speed of the outdoor fan and compressor can be timer operated or automatically reduced when the unit deduces that it is night time. This provides neighbour-friendly operation at night.

## ADVANCED REFRIGERANT TECHNOLOGY

Daikin is the only air conditioning company in the world that manufactures refrigerants. **R410A refrigerant** provides excellent stability, low toxicity and non-combustibility. As well as offering superior energy saving. The **R22 refrigerant** is a long-running industry standard refrigerant.

**R-410A**

**R-407C**

**R-22**

RELUCTANCE DC MOTOR

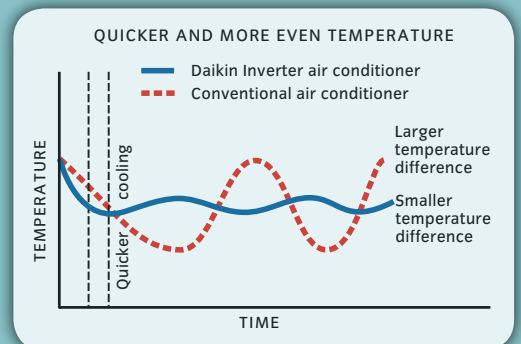


NEODYMIUM MAGNET

FERRITE MAGNET




SWING COMPRESSOR



DAIKIN'S INVERTER OUTDOOR UNITS INCORPORATE 148 JAPANESE PATENTED FEATURES

1. RELUCTANCE DC COMPRESSOR
2. DC SINE-WAVE INVERTER
3. HEAT DIVIDE TYPE HEAT EXCHANGER
4. NEW SUPER COOLING CIRCUIT
5. DC FAN MOTOR
6. COMPRESSOR LINKED FAN CONTROL
7. HYBRID AEROFOIL FAN. HIGH-FLARED BELL MOUTH. SUPER AERO GRILLE.
8. INTELLIGENT PRECISE TEMPERATURE CONTROL



# Inverter

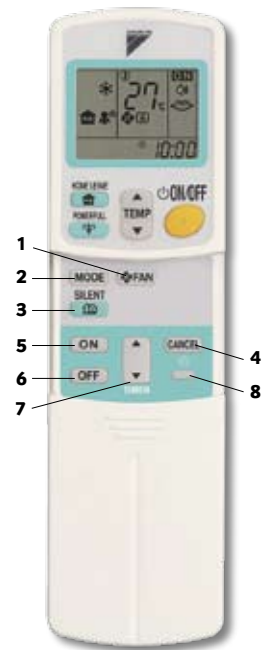
## Bulkhead models

The Daikin Inverter range of FDXS units is ideal for one room or area of your home. The low profile design of only 200mm, offers flexibility in installation and location of the indoor unit as it requires a ceiling void or bulkhead height of only 240mm.

Furthermore, installation of this series of units leaves maximum floor and wall space for location of furniture, decoration and fittings. It also allows selection of architecturally suitable air inlet and outlet grilles (field supplied) to complement the décor of the room.

### FEATURES

- **Compact** design for flexibility in installation.
- Leaves maximum floor and wall space available for furniture, decorations and fittings.
- **Inverter Powerful** mode can be selected for quick cooling or heating.
- The **Home Leave** operation offers added comfort whilst saving energy.
- Indoor unit **Quiet Mode** is useful for times when low noise or gentler cooling/heating operation is required.
- **Automatic Fan Speed** mode selects the appropriate fan speed to suit the thermostat settings and prevailing room temperature.
- **Outdoor Unit Quiet Mode** for lower outdoor noise operation.
- **Hot Start** mode ensures that only warm air is circulated during the heating operation.
- **Swing Compressor** for efficient, quiet and durable compressor operation.
- **Reluctance DC Compressor Motor** for added efficiency and energy saving.
- **Automatic Changeover** mode allows automatic selection of cooling or heating modes to suit the thermostat settings and prevailing room temperature.
- **PAM Control** reduces energy loss ensuring powerful yet efficient operation.
- **Programme Dry** mode gives priority to reducing the level of humidity in the room rather than room temperature.
- **Indoor unit on/off** switch (located on the signal receiver) allows operation of the system in instances when the remote control has been misplaced or the batteries are exhausted.
- **24 hour on/off timer** starts and stops the air conditioner within a 24 hour period.
- **Night set mode** through the use of the timer off circuit, the air conditioner gradually increases the preset cooling temperature and lowers the preset heating temperature, in order to prevent a sudden change in room temperature when the unit switches off.
- **Auto restart** mode memorises the settings on the controller before a power outage and restarts the unit in the same operating conditions when power is restored.
- **Anti Corrosion** treatment of the outdoor unit heat exchanger ensures greater resistance to salt damage and atmospheric corrosion.
- **Self Diagnostics** allows fast and easy diagnostics by monitoring the operation of the system and displaying a malfunction code in the unlikely event of a problem developing with the system.
- **Automatic defrosting** is carried out to minimise the amount of frost on the outdoor heat exchanger ensuring efficient and high heating performance in winter.



- 1 Select between 5 fan speeds and Indoor Unit Quiet Operation
- 2 Selects mode: automatic, cooling, heating, dry, fan-only operation
- 3 Outdoor Unit Quiet Operation
- 4 Cancels On/Off Timer
- 5 24-Hour On Timer
- 6 24-Hour Off Timer and Night Set Mode
- 7 Sets Timer
- 8 Displays Time

**R-410A**

(FDXS25/35CVMA) (FDXS50/60CVMA) (RXS25/35EVMA) (RXS50/60FVMA)



INDOOR UNIT		FDXS25CVMA	FDXS35CVMA	FDXS50CVMA	FDXS60CVMA
OUTDOOR UNIT		RXS25EVMA	RXS35EVMA	RXS50FVMA	RXS60FVMA
Rated Capacity	Cool (kW)	2.4	3.4	5.0	6.0
	Heat (kW)	3.2	4.0	5.8	7.0
Capacity Range	Cool (kW)	1.2-3.0	1.2-3.8	1.7-5.3	1.7-6.5
	Heat (kW)	1.2-4.5	1.2-5.0	1.7-6.0	1.7-8.0
Power Input (Rated)	Cool (kW)	0.69	1.09	1.65	2.13
	Heat (kW)	0.91	1.18	1.92	2.32
C.O.P.	C/H	3.48/3.52	3.12/3.39	3.03/3.02	2.82/3.02
Air Flow Rate (Rated)	l/s	158	167	200	267
Indoor Sound Level (@1.5m)	dBA	35	35	37	38
ESP Settings	Pa	40	40	40	40
Indoor Fan Speeds		5 steps, quiet & automatic			
Dimensions (H x W x D)	Indoor (mm)	200 x 900 x 620	200 x 900 x 620	200 x 900 x 620	200 x 1100 x 620
	Outdoor (mm)	550 x 765 x 285	550 x 765 x 285	735 x 825 x 300	735 x 825 x 300
Weight	Indoor (kg)	25	25	27	30
	Outdoor (kg)	32	32	48	48
Power Supply	Ø/V/Hz	1 phase, 220-240V, 50Hz			
Compressor Type		Hermetically sealed swing type			
Refrigerant		R410A			
Refrigerant Control		Electronic	Electronic	Electronic	Electronic
Refrigerant Pipe Size	Liq (mm)	6.4 (Flared)	6.4 (Flared)	6.4 (Flared)	6.4 (Flared)
	Gas (mm)	9.5 (Flared)	9.5 (Flared)	12.7 (Flared)	12.7 (Flared)
Drain Pipe Size		VP20 (OD 26, ID 20)	VP20 (OD 26, ID 20)	VP20 (OD 26, ID 20)	VP20 (OD 26, ID 20)
Supply Air Conn.	mm	153 x 860 (Flange)	153 x 860 (Flange)	153 x 860 (Flange)	153 x 1060 (Flange)
Return Air Conn.	mm	160 x 800 (Flange)	160 x 800 (Flange)	160 x 800 (Flange)	160 x 1000 (Flange)
Max Actual Pipe Length	m	20	20	30	30
Max Level Difference	m	15	15	20	20
Pre Charged Length	m	10	10	10	10
Outdoor Operating Range	Cool (°CDB)	10 to 46	10 to 46	-5 to 46	-5 to 46
	Heat (°CWB)	-10 to 20	-10 to 20	-15 to 18	-15 to 18
Outdoor Sound Level (H) @ 1 Metre from front of unit	Pressure dBA (C/H)	47/48	47/48	47/48	49/49
EPA Sound Power Level	Outdoor (dBA)	63	63	62	63

Due to ongoing product development, specifications are subject to change without notice. NB refer to notes on page 14.

# Inverter

## Ducted models

### SUPERIOR COMFORT

The Daikin Inverter range of ducted units is ideal for multiple rooms or zoned applications. The Daikin Inverter has increased power at start-up, so the desired temperature is reached quicker. You can also dramatically reduce the humidity levels in a matter of minutes with the Program Dry setting. Daikin Inverter Ducted systems handle the most extreme temperatures and can guarantee operation in temperatures from a freezing -10°C to a searing 46°C.

Daikin's inverter technology provides the comfort of precise temperature control, reduced energy consumption and quiet indoor and outdoor units.

### FEATURES OF DAIKIN INVERTER DUCTED SYSTEMS


- Requires only single phase power supply which can lower installation costs (Models FBQ50~71B, FDYP71DL,FDYQ100~160M).
- Inverter compressor control for enhanced comfort levels.
- High efficiency – for greater energy savings.
- Quiet yet powerful operation.
- Instant computerised self-diagnostic system, reducing diagnostic time in the unlikely event of a breakdown.
- Options and accessories available to customize the system to individual requirements.
- Hot start system ensures warm air on start up.
- Auto restart after power failure.

### FEATURES OF INVERTER INDOOR UNITS

- High efficiency (Hi-X) heat exchanger coils that further add to energy savings.
- Built to exceed compliance with relevant AS/NZS standards.
- Utilise Daikin's leading edge DIII Net electronic control system, for more precise control.
- High strength galvanised steel casing.
- Design of indoor units allows installation in limited roof spaces.
- Can be dismantled for easier installation into confined roof spaces.
- Microprocessor-controlled operation and monitoring.

### FEATURES OF INVERTER OUTDOOR UNITS

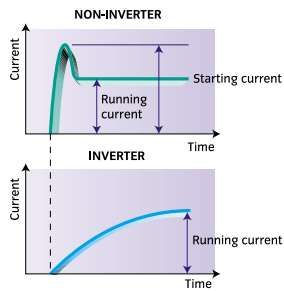
- Quiet operation.
- Night Quiet Mode reduces sound levels even further.
- New Swing and Scroll compressors for higher efficiency.
- Intelligent defrost for high heat output at low winter outdoor temperatures.
- Guaranteed operation down to -10°C in heating and up to 46°C in cooling.
- Up to 150m of refrigerant piping allows flexibility of location (Models 71-250).
- PE coated heat exchangers for greater protection against corrosion.
- Reluctance DC compressor motor for high efficiency operation.
- Compressor linked fan control achieves highest possible efficiencies.



\*Applies to 71 class unit with no obstacles on the sides of the unit. Bigger capacity units require 100mm.

**R-410A**
**R-407C**
**(FBQ50BV1A)**
**(FBQ60/71BV1A)**
**(RXS50FVMA)**
**(RXS71FVMA)**


**SOFT STARTER IS UNNECESSARY,  
MAKING ELECTRICAL  
INSTALLATION WORK  
MUCH SIMPLER.**



At startup, inverter raises frequency smoothly, eliminating the starting current spike.

INDOOR UNIT		FBQ50BV1A	FBQ60BV1A	FBQ71BV1A	FDYP71DLV1R
OUTDOOR UNIT		RXS50FVMA	RXS60FVMA	RXS71FVMA	RZP71DV1
Rated Capacity	Cool (kW)	5.0	5.7	6.7	7.1
	Heat (kW)	6.0	7.0	8.2	8.3
Capacity Range	Cool (kW)	1.7-5.6	1.7-7.0	2.3-8.0	3.3-9.5
	Heat (kW)	1.7-7.0	1.7-8.0	2.3-10.0	3.7-9.7
Power Input (Rated)	Cool (kW)	1.98	2.23	2.57	2.5
	Heat (kW)	1.93	2.26	2.67	2.5
C.O.P.	C/H	2.53/3.11	2.56/3.10	2.61/3.07	2.84/3.32
Air Flow Rate (Rated)	l/s	217	300	300	590
Indoor Sound Level (@1.5m)	dB(A)	33	34	34	45
ESP Settings		LO/STD/HI	LO/STD/HI	LO/STD/HI	STD/HI
Indoor Fan Speeds		HI/LO/LL	HI/LO/LL	HI/LO/LL	HI/LO/LL
Dimensions (H x W x D)	Indoor (mm)	300 x 700 x 800	300 x 1000 x 800	300 x 1000 x 800	360 x 1168 x 869
	Outdoor (mm)	735 x 825 x 300	735 x 825 x 300	770 x 900 x 320	905 x 900 x 320
Weight	Indoor (kg)	34	41	41	48
	Outdoor (kg)	48	48	71	71
Power Supply	Ø/V/Hz	1 phase, 220-240V, 50Hz			
Compressor Type		Hermetically Sealed, Swing Type			Swing Rotary
Refrigerant		R410A			R407C
Refrigerant Control		Electronic	Electronic	Electronic	Electronic
Refrigerant Pipe Size	Liq (mm)	6.4 (Flared)	6.4 (Flared)	6.4 (Flared)	9.5 (Flared)
	Gas (mm)	12.7 (Flared)	12.7 (Flared)	15.9 (Flared)	15.9 (Flared)
Drain Pipe Size		VP25 (OD 32, ID 25)			OD 32, ID 25
Supply Air Conn.	mm	245 x 460 (Flange)	215 x 760 (Flange)	215 x 750 (Flange)	245 x 752 (Flange)
Return Air Conn.	mm	228 x 533 (Flange)	228 x 833 (Flange)	228 x 900 (Flange)	1 x 400 (Oval)
Max Actual Pipe Length	m	30	30	30	50
Max Level Difference	m	20	20	20	30
Pre Charged Length	m	10	10	10	30
Outdoor Operating Range	Cool (°CDB)	-5 to 46		-5 to 46	-5 to 46
	Heat (°CWB)	-15 to 18		-15 to 18	-10 to 15
Outdoor Sound Level (H) @ 1 Metre from front of unit	Pressure dBA (C/H)	47/48	49/49	49/52	48/50
EPA Sound Power Level	(dBA)	62	63	66	66


Due to ongoing product development, specifications are subject to change without notice. NB refer to notes on page 14.







# Inverter Ducted models

**R-410A**

(FDYQ100/125/160MV1R)

(RZQ100/125/160PV4A)



INDOOR UNIT		FDYQ100MV1R	FDYQ125MV1R	FDYQ160MV1R
				
OUTDOOR UNIT		RZQ100PV4A	RZQ125PV4A	RZQ160PV4A
				
Rated Capacity	Cool (kW)	9.8	12.5	15.5
	Heat (kW)	12.5	14.9	18.0
Capacity Range	Cool (kW)	2.7-11.2	3.4-14.0	3.7-15.5
	Heat (kW)	3.0-12.5	3.8-16.0	4.3-18.0
Power Input (Rated)	Cool (kW)	3.09	4.17	5.74
	Heat (kW)	3.60	4.47	5.66
C.O.P.	C/H	3.17/3.47	3.00/3.33	2.70/3.18
Air Flow Rate (Rated)	l/s	815	925	1070
Indoor Sound Level (@1.5m)	dB(A)	46	48	51
ESP Settings		STD/Hi	STD/Hi	STD/Hi
Indoor Fan Speeds		Hi/Lo/Ll	Hi/Lo/Ll	Hi/Lo/Ll
Dimensions (H x W x D)	Indoor (mm)	360 x 1478 x 899		
	Outdoor (mm)	1345 x 900 x 320		
Weight	Indoor (kg)	61	65	66
	Outdoor (kg)	125		
Power Supply	Ø/V/Hz	1 phase, 220-240V, 50Hz		
Compressor Type		Hermetically Sealed Scroll Type		
Refrigerant		R410A		
Refrigerant Control		Electronic	Electronic	Electronic
Refrigerant Pipe Size	Liq (mm)	9.5 (Flared)		
	Gas (mm)	15.9 (Flared)		<20m Ø 15.9 20-90m Ø 19.1 90-150m Ø 22.2
Drain Pipe Size		ID 25mm OD 32mm		
Supply Air Conn.	mm	1152 x 245 (Flange)		
Return Air Conn.	mm	2 x 400 (Oval)		
Max Actual Pipe Length	m	150	150	150
Max Level Difference	m	50 (40 if outdoor unit is below)		
Pre Charged Length	m	0	0	0
Outdoor Operating Range	Cool (°CDB)	-5 to 46		
	Heat (°CWB)	-20 to 15.5		
Outdoor Sound Level @ 1 Metre from front of unit	Pressure dBA (C/H)	50/52	51/53	53/55
EPA Sound Power Level	dB(A)	68	-	-

Due to ongoing product development, specifications are subject to change without notice. NB refer to notes on page 14.

**R-410A**

(FDYQ180/200MV1R) (FDYQ250/MV1R) (RZYQ7/8/10PY1)



INDOOR UNIT		FDYQ180MV1R	FDYQ200MV1R	FDYQ250MV1R
OUTDOOR UNIT		RZYQ7PY1	RZYQ8PY1	RZYQ10PY1
Rated Capacity	Cool (kW)	18.0	20.0	25.0
	Heat (kW)	20.0	22.4	28.0
Capacity Range	Cool (kW)	2.8-20.0	3.1-22.4	3.9-28.0
	Heat (kW)	3.1-22.4	3.5-25.0	4.4-31.4
Power Input (Rated)	Cool (kW)	5.68	6.43	8.90
	Heat (kW)	5.63	6.27	8.28
C.O.P.	C/H	3.17/3.58	3.11/3.57	2.81/3.38
Air Flow Rate (Rated)	l/s	1180	1200	1400
Indoor Sound Level (@1.5m)	dBA	51	51	51
ESP Settings		STD/HI	STD/HI	STD/HI
Indoor Fan Speeds		HI/LO/LL	HI/LO/LL	HI/LO/LL
Dimensions (H x W x D)	Indoor (mm)	500 x 1210 x 910	500 x 1210 x 910	500 x 1410 x 910
	Outdoor (mm)	1680 x 930 x 765		
Weight	Indoor (kg)	77	79	98
	Outdoor (kg)	205	205	249
Power Supply	Ø/V/Hz	3/415/50	3/415/50	3/415/50
Compressor Type		Hermetically Sealed Scroll Type		
Refrigerant		R410A		
Refrigerant Control		Electronic	Electronic	Electronic
Refrigerant Pipe Size	Liq (mm)	9.5 (Brazed)	9.5 (Brazed)	9.5 (Brazed)
	Gas (mm)	19.1 (Brazed)	19.1 (Brazed)	22.2 (Brazed)
Drain Pipe Size		BSP 3/4 inch Internal Thread (OD 32.7mm)		
Supply Air Conn.	mm	827 x 376 (Flange)	827 x 376 (Flange)	939 x 376 (Flange)
Return Air Conn.	mm	918 x 350 (Flange)	918 x 350 (Flange)	1118 x 350 (Flange)
Max Actual Pipe Length	m	150	150	150
Max Level Difference	m	50 (40 if outdoor unit is below)		
Pre Charged Length	m	0	0	0
Outdoor Operating Range	Cool (°CDB)	-5 to 43		
	Heat (°CWB)	-20 to 15.5		
Outdoor Sound Level (H) @ 1 Metre from front of unit	Pressure dBA (C/H)	57/57	57/57	58/58

Due to ongoing product development, specifications are subject to change without notice. NB refer to notes on page 14.

# Non-Inverter Ducted Models

## Comfort built-in

Built to exceed Australian standards, Daikin's non-inverter systems are quiet, yet powerful.

### FEATURES OF DAIKIN NON-INVERTER DUCTED SYSTEMS

- Microprocessor controlled operation and monitoring.
- Instant computerised self diagnostic system, for reduced diagnostic time in the unlikely event of a breakdown.
- Auto restart after power failure.
- Hot start system ensures warm air on start up.
- Options and accessories available to customise the system to individual requirements.

### FEATURES OF DAIKIN NON-INVERTER INDOOR UNITS

- High efficiency Hi-X heat exchanger coils that enhance energy savings.
- Quiet yet powerful supply air fan.
- Built to exceed compliance with AS/NZS standards.
- Daikin's leading edge DIII Net electronic system for more precise control.
- High strength galvanised steel casing.
- Design of indoor units allows installation in limited roof spaces.
- Can be dismantled for easier installation into confined roof spaces (FDY71-FDY160).

### FEATURES OF DAIKIN NON-INVERTER OUTDOOR UNITS

- Quiet scroll compressors.
- PE coated heat exchangers protect against corrosion.
- Intelligent defrost for high heat output at low winter outdoor temperatures.
- Long refrigerant pipe runs for flexibility of location of outdoor units.
- Guaranteed operation up to 46°CDB outdoor temperature in cooling (Up to 50°C for RY200 and RY250 models.)
- Guaranteed operation down to -10CWB in heating.



Aerodynamic propellers with a large wing surface are designed to move large volumes of air with minimal turbulence resulting in quiet operation.



The curved ribs of the grille are designed to cater for large volumes of air whilst minimising turbulence.



**R-22**

( FDY71LV1R )

( FDY100LV1R )

( RY71LUV1S )

( RY71LUY1 )

( RY100LUY1 )

( RY100LUV1S )



INDOOR UNIT		FDY71LV1R		FDY100LV1R	
OUTDOOR UNIT		RY71LUV1S	RY71LUY1	RY100LUY1	RY100LUV1S
Rated Capacity	Cool (kW)	8.3		10.9	
	Heat (kW)	9.1		11.8	
Power Input (Rated)	Cool (kW)	3.4		4.2	
	Heat (kW)	2.7		3.5	
C.O.P.	C/H	2.49/3.53		2.63/3.37	
Air Flow Rate (Rated)	l/s	590		815	
Indoor Sound Level (@1.5m)	dBA	45		46	
ESP Settings		STD/HI		STD/HI	
Indoor Fan Speeds		HI/LO/LL		HI/LO/LL	
Dimensions (H x W x D)	Indoor (mm)	360 x 1168 x 869		360 x 1478 x 899	
	Outdoor (mm)	770 x 900 x 320		1170 x 900 x 320	
Weight	Indoor (kg)	48		59	
	Outdoor (kg)	73	72	86	89.4
Power Supply	Ø/V/Hz	1/240/50	3/415/50	3/415/50	1/240/50
Compressor Type		Scroll		Scroll	
Refrigerant		R22		R22	
Refrigerant Control		Electronic		Electronic	
Refrigerant Pipe Size	Liq (mm)	9.5 (Flared)		9.5 (Flared)	
	Gas (mm)	15.9 (Flared)		19.1 (Flared)	
Drain Pipe Size	mm	ID Ø 25mm x OD Ø 32mm		ID Ø 25mm x OD Ø 32mm	
Supply Air Conn.	mm	245 x 752 (Flange)		245 x 1152 (Flange)	
Return Air Conn.	mm	1 x 400 (Oval)		2 X 400 (Oval)	
Max Actual Pipe Length	m	50		50	
Max Level Difference	m	30		30	
Pre Charged Length	m	30		30	
Outdoor Operating Range	Cool (°CDB)	-15 to 46		-5 to 46	
	Heat (°CWB)	-10 to 15		-10 to 15	
Outdoor Sound Level @ 1 Metre from front of unit	Pressure dBA (C/H)	49/50		50/53	
EPA Sound Power Level	dBA	66		69	

Due to ongoing product development, specifications are subject to change without notice. NB refer to notes on page 14.

# Non-Inverter Ducted Models

**R-22**

( RY125LUY1 )

( RY160LUY1 )

( RY200/250KUY1 )



INDOOR UNIT		FDY125LV1R	FDY160LV1R	FDY200LV1R	FDY250LV1R
OUTDOOR UNIT		RY125LUY1	RY160LUY1	RY200KUY1	RY250KUY1
Rated Capacity	Cool (kW)	13.5	15.4	22.0	27.5
	Heat (kW)	14.2	16.3	23.2	29.6
Power Input (Rated)	Cool (kW)	4.8	5.9	8.1	10.4
	Heat (kW)	4.3	4.8	7.2	10.4
C.O.P.	C/H	2.81/3.29	2.61/3.38	2.74/3.24	2.64/2.90
Air Flow Rate (Rated)	l/s	925	1070	1017~1250	1250~1667
Indoor Sound Level (@1.5m)	dBA	48	51	51	51
ESP Settings		STD/HI	STD/HI	STD/HI	STD/HI
Indoor Fan Speeds		HI/LO/LL	HI/LO/LL	HI/LO/LL	HI/LO/LL
Dimensions (H x W x D)	Indoor (mm)	360 x 1478 x 899	360 x 1478 x 899	500 x 1210 x 850	500 x 1410 x 850
	Outdoor (mm)	1170 x 900 x 320	1345 x 900 x 320	1220 x 1280 x 690	1440 x 1280 x 690
Weight	Indoor (kg)	64	66	78	97
	Outdoor (kg)	101	112	180	206
Power Supply	Ø/V/HZ	3/415/50	3/415/50	3/415/50	3/415/50
Compressor Type		Scroll	Scroll	Scroll	Scroll
Refrigerant		R22		R22	
Refrigerant Control		Electronic		Capillary Tube	
Refrigerant Pipe Size	Liq (mm)	9.5 (Flared)		12.7 (Brazed)	15.9 (Brazed)
	Gas (mm)	19.1 (Flared)		25.4 (Brazed)	28.6 (Brazed)
Drain Pipe Size	mm	ID Ø 25mm x OD Ø 32mm		PT 3/4 inches (Internal Thread)	
Supply Air Conn.	mm	245 x 1152 (Flange)	245 x 1152 (Flange)	377 x 827 (Flange)	376 x 939 (Flange)
Return Air Conn.	mm	2 x 400 (Oval)	2 x 400 (Oval)	350 x 918 (Flange)	350 x 1118 (Flange)
Max Actual Pipe Length	m	50	50	50	50
Max Level Difference	m	30	30	30	30
Pre Charged Length	m	30	30	5	5
Outdoor Operating Range	Cool (°CDB)	-5 to 46	-5 to 46	0 to 50	0 to 50
	Heat (°CWB)	-10 to 15	-10 to 15	-10 to 15	-10 to 15
Outdoor Sound Level @ 1 Metre from front of unit	Pressure dBA (C/H)	50/53	55/57	61/63	62/64

## NOTES

- Rated capacity is measured in accordance with AS/NZS 3823.1.2.
- The cooling (or heating) capacities will be reduced below the rated values as the outside temperature approaches the maximum (or minimum) temperature limits.
- Factory fitted soft starter is standard on single phase R(Y)71LUV19S & RY100LUV15.
- Outdoor sound pressure levels are determined in accordance with JIS8615.
- Outdoor sound power levels are determined in accordance with EPA regulations (excludes R(Y)125LU ~ R(Y)250LU).
- The Daikin 5 year warranty applies only to products in this brochure purchased and installed in Australia or New Zealand. It does not apply to any non Daikin components used in the installation (eg ducting, air outlets, zone motors etc).
- Due to ongoing product development, specifications are subject to change without notice.

Due to ongoing product development, specifications are subject to change without notice.

# Superior Technology in Air Conditioning Solutions

Daikin's comprehensive range of domestic and commercial air conditioners provides superior comfort and efficiency to any sized building or space.

From a small apartment to a multi-storey building, Daikin has the air conditioning solution.

Research and development in the areas of mechanics, electronics and chemicals, enables Daikin to select components that will work seamlessly together, giving you an air conditioning system of the highest quality and reliability.

Daikin's state-of-the-art management control and monitoring systems provide added energy efficiency, improved maintenance and cost reduction for any commercial air conditioning installation. Most Daikin units can be incorporated into these management control systems.




## SPLIT SYSTEM

A Daikin Split System will air condition one room or an area of your home. Discreet wall-mounted models, compact floor consoles and versatile floor and ceiling units are all part of the Daikin range.

Split systems are available in Cooling Only and Heating & Cooling, plus you can choose from inverter and fixed speed, non-inverter models.

## SUPER MULTI-SPLIT SYSTEMS

A Daikin Multi-Split System can air condition up to nine rooms using only one outdoor unit. Multi-Split Systems are ideal for situations where there is limited space for outdoor units or insufficient ceiling space for ducting. A Daikin Multi-Split System allows individual control of the air conditioning in each room, optimising comfort levels and making significant savings on running costs, as wastage is eliminated by only air conditioning rooms as you need to.



## SKYAIR

Easy installation and great flexibility makes SkyAir ideal for shops, restaurants, offices, schools, showrooms and even larger residential rooms. The SkyAir Super Inverter series can provide significant savings on energy costs, compared to the non- inverter equivalent models.

There is a wide selection of models available meaning SkyAir can provide the answer to any air conditioning need.



## COMMERCIAL

Daikin air conditioners are installed in thousands of commercial buildings around Australia and are the preferred choice when comfort, superior quality, flexibility and economy are key requirements.

Daikin's revolutionary VRV II (Variable Refrigerant Volume) systems are dramatically changing the way a wide range of new and existing high rise and low rise commercial buildings are air conditioned. Compared to conventional systems, VRV II reduces energy bills, lowers installation and operating costs and increases occupant comfort, VRV II heat recovery systems provide further energy savings.

Daikin also has a wide range of Ceiling-Mounted Ducted Air Conditioners, Rooftop Packaged Units, Floor-Standing Packaged Units and Chillers.

## CONTROLS

State of the art control systems compatible with Daikin's range of units deliver advanced monitoring and management and superior levels of comfort control.



## THE DAIKIN AIR PURIFIER

Using the world's first Titanium Apatite Photocatalyst filter, Daikin Australia has introduced an air purifier that not only removes minute airborne particles from a room and gets rid of unpleasant odours but also adsorbs and deactivates viruses and bacteria.

The Daikin Air Purifier is powerful yet quiet and energy efficient.

Its compact, attractive design and easy portability makes it ideal for homes, offices, waiting rooms and smaller shops and salons.

Four-directional suction allows the Air Purifier to quickly draw in dust and odours from all parts of the room and by distributing negative ions the unit gives the air a healthy and refreshing feel.



# Controlled comfort at your fingertips

The BRC1D619 is a state of the art remote controller that offers full control over your installation.

With Daikin fully ducted air conditioners, you have total control of your comfort. The BRC1D619 is a state of the art remote controller that offers full control over your installation.

The basic control functions include turning your system on or off, switching between the operating modes and temperature and air volume adjustment. The controller also has a clock and day of the week indicator. In addition, the controller features a built-in time clock for the convenience of automated operation. Up to five actions per day (totaling 35 actions) can be programmed into the controller and can be linked to a set temperature, LIMIT operation or off command. The timer can be enabled or disabled at any time.

Limit operation provides thermostat control within the range of the set minimum and maximum temperature. The minimum temperature setting will trigger heating; the maximum temperature setting will trigger cooling. The leave home function if activated prevents the room temperature from dropping when the occupants are out for a longer period. If the room temperature drops below 10°C, heating is started automatically. As soon as 15°C is reached, the controller returns to its original status.

Three hierarchical permission levels can be set to limit the user action if required.

## OPTIONAL ACCESSORIES

**BRC1D619** – full function LCD wired remote controller.

Programmable 7-day timeclock with temperature set-back control.

**BRC2A51** – simple LCD wired remote controller.

**BRC4C62** – infra-red wireless remote controller kit.

**AKRCS01-1** – room mounted remote temperature sensor.

**KRP1B5X** – adaptor PCB for field supplied electric booster heater and outside air fan interlock.

**KRP4A51** – adaptor PCB for external control (e.g. timelock, BMS).

**DCS302CA61** – centralised controller for up to 64 groups.

**DST301BA61** – programmable Schedule Timer.

**DTA102A52** – interface PCB for central control.

**KKPJ5F180** – drain plug connection for outdoor units (RZQ71F, RZQ4P, RZQ5P, RZQ6P, RZQ7P, RZQ8P, RZQ9P, RZQ10P).

**KKP937A4** – drain plug connection for outdoor units (RSX50F, RSX50F).

**KMBK** – indoor unit hanging kit (for suspending from rafters or slabs) for FDY(P)71 ~ 160.

**DASMS05** – Daikin i-text.

<b>1 ON/OFF BUTTON</b> Press the ON/OFF button to start or stop the system.	<b>13 FAN SPEED BUTTON</b> Selects between available fan speeds.
<b>2 OPERATION LAMP</b> The operation lamp lights up during operation or blinks if a malfunction occurs.	<b>14 AIR FLOW DIRECTION ADJUST BUTTON</b> Adjusts air flow discharge direction (not available on ducted units).
<b>3 LEAVE HOME ICON</b> Shows the status of the Leave Home function. <b>ON</b> Leave Home is enabled <b>FLASHING</b> Leave Home is active <b>OFF</b> Leave Home is disabled	<b>15 OPERATION CHANGE/MIN-MAX BUTTON</b> This is a multi purpose button. Depending on the previous manipulations of the user, it can have the following functions. a. Select the operation model of the installation (cooling-heating-dry-fan only). b. Toggles between the minimum and maximum temperature when in limit operation.
<b>4 OPERATION MODEL ICON</b> These icons indicate the current operation mode (cooling, heating, automatic changeover, program dry, fan only).	<b>16 SET POINT/LIMIT BUTTON</b> Toggles between set point, limit operation or OFF (programming mode only).
<b>5 MAXIMUM SET TEMPERATURE</b> When in limit operation, this indicates the maximum temperature that can be set on the controller.	<b>17 TEMPERATURE ADJUST BUTTONS</b> Used to adjust the current set temperature or, when in programming mode, to adjust the programmed set point temperature.
<b>6 SCHEDULE TIMER AND ACTION ICON</b> This indicates that the schedule timer is active and displays the actions for each day.	<b>18 TIME ADJUST BUTTON</b> Used to adjust the clock or, when in programming mode, to adjust the programmed action time.
<b>7 MINIMUM SET TEMPERATURE</b> When in limit operation, this indicates the minimum temperature that can be set on the controller.	<b>19 SCHEDULE TIMER BUTTON</b> Enables or disables the schedule timer.
<b>8 DAY OF THE WEEK INDICATOR</b> Shows the current week day or the set day when reading or programming the schedule timer.	<b>20 PROGRAMMING BUTTON</b> This is a multi purpose button. Depending on the previous manipulations of the user, the programming button can have various functions.
<b>9 CLOCK DISPLAY</b> Indicates the current time or the action time when reading or programming the schedule timer.	<b>21 INSPECTION/TEST OPERATION BUTTON</b> Not used – for service purposes only.
<b>10 FAN SPEED ICON</b> Indicates the set fan speed.	<b>22 VENTILATION VOLUME BUTTON</b> Active only when used in conjunction with a Daikin heat reclaim ventilator (HRV).
<b>11 SET TEMPERATURE DISPLAY</b> Indicates the current set temperature.	<b>23 VENTILATION MODE BUTTON</b> Active only when used in conjunction with a Daikin heat reclaim ventilator (HRV).
<b>12 NOT AVAILABLE</b> Displayed whenever a non installed function is selected.	

Excludes FDXS models



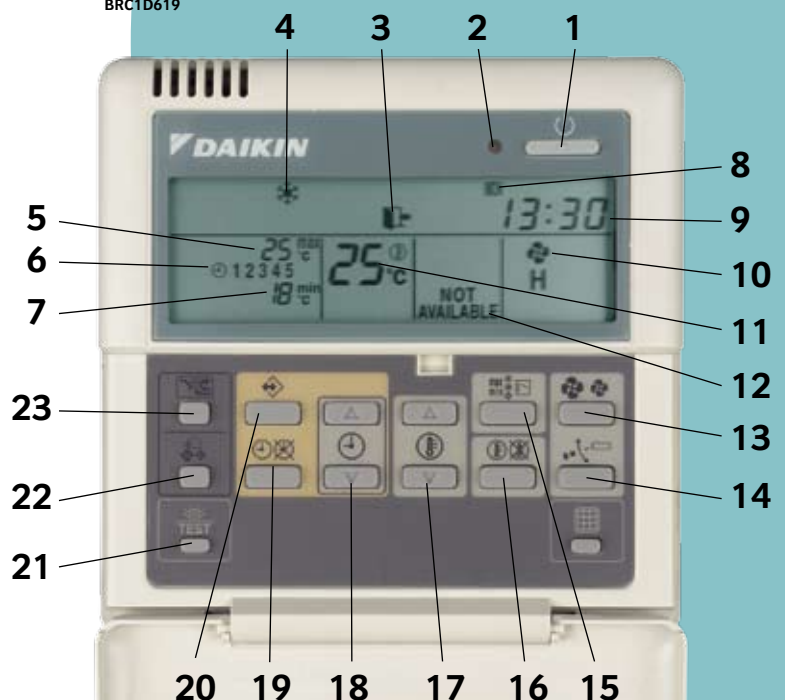
**STANDARD WALL-MOUNTED LCD CONTROLLER OPTIONAL PROGRAMMABLE 7-DAY TIMELOCK WITH TEMP. BRC1D619**



**OPTIONAL REMOTE ROOM AIR TEMPERATURE SENSOR AKRCS01-1**



**OPTIONAL INFRA-RED WIRELESS REMOTE CONTROLLER BRC4C62**





## WARRANTY

The Daikin 5 year Parts and Labour Warranty applies only to products in this brochure purchased and installed in Australia or to products in this brochure purchased and installed in New Zealand. Applies to products on pages 5-14.



## ENVIRONMENT QUALIFICATIONS

Daikin Industries Limited have received ISO 14001 Environmental Certification for the Daikin production facilities listed below. ISO 14001 is an international standard specifying requirement for an environmental management system, enabling an organisation to formulate policy and objectives, taking into account legislative requirements and information about significant environmental impacts. It applies to those environmental aspects within the organisation's control and over which it can be expected to have an influence. The certification relates only to the environmental management system and does not constitute any endorsement of the products shipped from the facility by the International Organisation for Standardisation.

- Head Office / Tokyo Office** Certificate number: EC02J0355
- Shiga Plant (Japan)** Certificate number: EC99J2044
- Sakai Plant (Japan)** Certificate number: JQA-E-80009
- Daikin Industries Ltd (Thailand)** Certificate number: JQA-E-90108
- Yodogawa Plant (Japan)** Certificate number: EC99J2057

## QUALITY QUALIFICATIONS

Daikin Industries Limited is the first air conditioning equipment manufacturer in Japan to receive ISO 9001 certification. All Daikin manufacturing facilities have been certified to ISO 9001 Quality Management System requirements. ISO 9000 Series Certificate is awarded to suppliers fulfilling the requirements of ISO standards. ISO 9001 is a certificate for quality assurance concerning 'design, development, manufacturing, installation and related service' of products manufactured at that factory.

**Residential Air Conditioning Manufacturing Div. (ISO 9001)**  
JQA-0486 May 2, 1994 (Shiga Plant)

**Industrial System and Chiller Products Manufacturing Div. (ISO 9001)**  
JQA-0495 May 16, 1994 (Yodogawa Plant and Kanaoka Factory and Kishiwada Factory)

**Commercial Air Conditioning and Refrigeration Manufacturing Div. (ISO 9001)**  
JMI0107 December 28, 1992 (Kanaoka Factory and Rinkai Factory at Sakai Plant)

**Daikin Europe N.V. (ISO 9001)**  
Lloyd 928589.1 June 2, 1993

**Daikin Industries (Thailand) Ltd. (ISO 9001)**  
JQA-1452 September 13, 2002 (ISO 9001)

**Daikin Australia Pty Limited (ISO 9001)**  
QEC 23256 31 May 2006  
(Sydney, Melbourne, Brisbane, Adelaide, Newcastle, Townsville)



# That's the Daikin difference

**Daikin Australia Pty Limited** ABN 62 000 172 967  
Email [sales@daikin.com.au](mailto:sales@daikin.com.au) Visit our website at [www.daikin.com.au](http://www.daikin.com.au)  
For your nearest **Daikin Dealer** call 1300 368 300 (Australia only) or 1300 DAIKIN (Australia only)  
0800 324 546 (New Zealand)

Dealer:

**Locations:** Sydney, Brisbane, Adelaide, Melbourne, Darwin, Newcastle, Townsville, Perth, Tasmania, Auckland

The specifications, designs and information in this brochure are subject to change without notice. Unit colours shown are as close as possible to actual unit colours. Colours depicted in this brochure may vary slightly.